


SMART LIGHTING SOLUTIONS

for a brighter tomorrow



Authorised Channel Partner



KWW ELECTRICALS & ELECTRONICS PRIVATE LIMITED

(Formerly : Khaitan Electronics)
Argori, P.O. - Andul Mouri, P.S. - Sankrail
Howrah, West Bengal - 711 302



✉ customercare@kwwled.com
🌐 www.kwwelectricals.com

Follow us:    



Toll Free Number
1800-313-636363

Terms & Conditions :

- It is our continuous effort to improve the design of the product. Data provided may change without any prior information. Customers are requested to reconfirm the data or product dimensions before purchase from our sales team.
- Care has been taken to ensure that the information given in this brochure is correct. However, due to continuous innovations and improvements the actual product may vary from the details given herein.
- Photographs shown herein are indicative. Please check with nearest sales outlet for the actual product.
- KWW reserves the rights to make changes in the data / details without prior notice.
- Due to continuous effort in development of products, we reserve the right to modify/upgrade the product and/or withdraw the product without any prior notice.





KWW Electricals & Electronics Private Limited, being one of the major players in the lighting industry, introduces complete range of LED lights and fittings under its brand KWW. While catering to the requirement for illumination of the premium segment, the company wants to touch the life of every citizen of the country. Thus, it offers the complete range of LED solution to the residential, commercial as well as industrial entities.

KWW Electricals & Electronics Private Limited has its own manufacturing set-up with a team of highly qualified engineers, world class infrastructure and specialized equipment's. All products manufactured at our plant pass through stringent quality check process.

KWW Electricals & Electronics Private Limited, one of the fastest growing companies of the Khaitan Group, believes in value creation that ultimately enhances quality of life through its contribution towards society. The Group never believed in mindless expansion of business only for the sake of business. Rather, the Group's expertise in product development, manufacturing capability and marketing skills - all added up to the launch of LEDs, which bear the Group's commitment to excellence. With cost-saving, energy-efficient and eco-friendly range of LED lights and fittings, in their journey to light up the future, KWW LED is committed towards customer satisfaction.

Applications of LED Lightings

- ◊ Street and Outdoor Lighting
- ◊ Retail Display Lighting
- ◊ Parking Structure Lighting
- ◊ Corporate Campus Lighting
- ◊ Industrial and Warehouse Lighting
- ◊ Recreation and Public Venue Lighting
- ◊ Residential Lighting
- ◊ Municipal Lighting

DISCOVER THE COMPLETE RANGE OF

400+
KWW LED LIGHTS



INDEX

01 COMMERCIAL LIGHTING 3-28

LED Panel Light (Recess)	3-6
LED Panel Light (Surface)	7-10
LED Down Light	11-14
LED Flat Panel Light	15-16
LED Track Light	17-18
LED Bulb	19-24
LED Tube Light	25-28

02 INDUSTRIAL LIGHTING 29-32

LED Flood Light	29-30
LED Street Light	31
LED High Bay Light	32

03 OUTDOOR LIGHTING 33-34

LED Wall & Garden Light	33-34
LED Strip Light	35
LED Spike Light	36



Highlights

- > Die-cast Aluminium Body
- > Ultra Sleek Design
- > Super Elegant
- > High Lumen Efficiency



CRYSTAL

Model No: KRRLP and KRSLP
Watt Range: 3W, 6W, 9W, 12W, 15W, 18W, 24W
Lumens: 90 lumens / watt
Power Factor: > 0.9
Input Voltage: AC 85V - 265V, 50 Hz
CRI: > 70
CCT: 3000K, 4500K, 6500K
Beam Angle: 120°
Lifetime: 30000 hours
LED Type: SMD (Edison)
Surface Finish: Matt White
Warranty: 2 Years

CHRYSALIS

Model No: KDRRLP and KDRSLP
Watt Range: 5W, 8W, 15W
Lumens: 90 lumens / watt
Power Factor: > 0.9
Input Voltage: AC 85V - 265V, 50 Hz
CRI: > 70
CCT: 6500K
Side Colour: Blue, Green, Pink
Beam Angle: 120°
Lifetime: 30000 hours
LED Type: SMD (Edison)
Surface Finish: Matt White and Glass
Warranty: 2 Years



Easy Installation



High Lumen Output



Eco-friendly



BIS Approved



CRYSTAL

Model No: KRRLP and KRSLP
Watt Range: 6W, 12W
Lumens: 90 lumens / watt
Power Factor: > 0.9
Input Voltage: AC 85V - 265V, 50 Hz
CRI: > 70
CCT: 3000K + 4500K + 6500K
Beam Angle: 120°
Lifetime: 30000 hours
LED Type: SMD (Edison)
Surface Finish: Matt White
Warranty: 2 Years



FLEXO

Model No: KFRRLP and KFRSLP
Watt Range: 12W, 18W, 24W
Lumens: 90 lumens / watt
Power Factor: > 0.9
Input Voltage: AC 85V - 265V, 50 Hz
CRI: > 70
CCT: 6500K
Beam Angle: 120°
Lifetime: 30000 hours
LED Type: SMD (Edison)
Surface Finish: Matt White
Warranty: 2 Years

Highlights

- > Die-cast Aluminium Body
- > Edge-lit
- > Uniform Light



Easy Installation



High Lumen Output



Slim Design



BIS Approved



MACILENT

Model No: KSRLP and KSSLP
Watt Range: 8W, 15W, 22W
Lumens: 90 lumens / watt
Power Factor: > 0.9
Input Voltage: AC 85V - 265V, 50 Hz
CRI: > 70
CCT: 3000K, 4500K, 6000K
Beam Angle: 120°
Lifetime: 30000 hours
LED Type: SMD (Edison)
Surface Finish: Matt White
Warranty: 2 Years



SVELTE

Model No: KUFS
Watt Range: 6W, 9W, 12W, 18W
Lumens: 90 lumens / watt
Power Factor: > 0.9
Input Voltage: AC 85V - 265V, 50 Hz
CRI: > 70
CCT: 3000K, 6500K
Beam Angle: 120°
Lifetime: 30000 hours
LED Type: SMD (Edison)
Surface Finish: Matt White
Warranty: 1 Year

Highlights

- > Low Power Consumption
- > Ultra Sleek Design
- > Super Elegant



Easy Installation



High Lumen Output

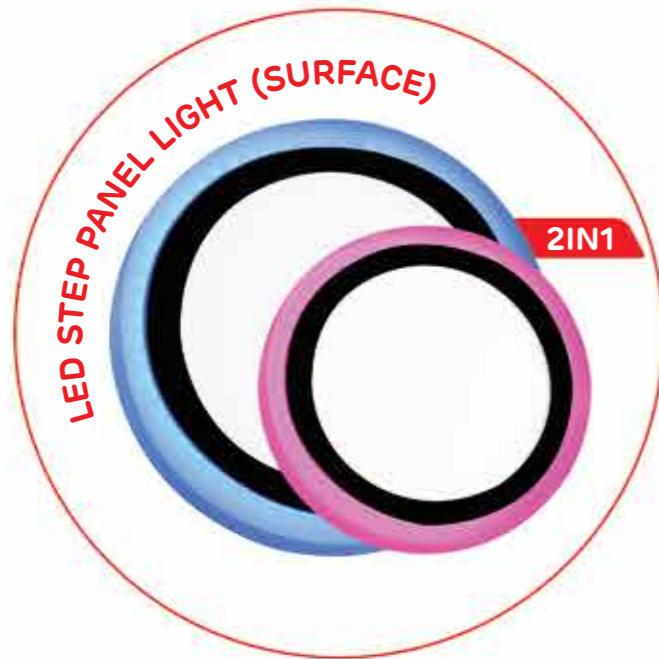


Eco-friendly



BIS Approved





ALLURE

Model No: KDSRLP
Watt Range: 5W, 8W, 15W
Lumens: 90 lumens / watt
Power Factor: > 0.9
Input Voltage: AC 85V - 265V, 50 Hz
CRI: > 70
CCT: 6500K
Side Colour: Blue, Green, Pink
Beam Angle: 120°
Lifetime: 30000 hours
LED Type: SMD (Edison)
Surface Finish: Matt White and Glass
Warranty: 2 Years

Highlights

- > Variety of Colours
- > Ultra Sleek Design
- > Super Elegant



Easy Installation



High Lumen Output




Eco-friendly



BIS Approved

STRIKO

Model No: KDMSL
Watt Range: 3W
Lumens: 90 lumens / watt
Power Factor: > 0.9
Input Voltage: AC 85V - 265V, 50 Hz
CRI: > 70
CCT: 6500K
Colour: CD, WW, Red, Blue, Green, Pink
Beam Angle: 120°
Lifetime: 30000 hours
LED Type: SMD (Edison)
Surface Finish: Matt White and Glass
Warranty: 1 Years



MOONLIGHT

Model No: KDMSL
Watt Range: 9W
Lumens: 90 lumens / watt
Power Factor: > 0.9
Input Voltage: AC 85V - 265V, 50 Hz
CRI: > 70
Colour: CD, WW, Red, Blue, Green, Pink
Beam Angle: 140°
Lifetime: 30000 hours
LED Type: SMD (Edison)
Surface Finish: Matt White and Glass
Warranty: 1 Year

Available Colour :





PRIVY

Model No: KSMLD
Watt Range: 7W
Lumens: 90 lumens / watt
Power Factor: > 0.9
Input Voltage: AC 90V - 260V, 50 Hz
CRI: > 70
Colours: CD, NW, WW, Red, Blue, Green, Pink
Beam Angle: 120°
Lifetime: 30000 hours
LED Type: SMD (Edison)
Material: Aluminium
Surface Finish: Matt White
Warranty: 1 Year



ZENITH

Model No: KZDL
Watt Range: 3W, 6W, 9W, 12W, 18W
Lumens: 100 lumens / watt
Power Factor: > 0.9
Input Voltage: AC 90V - 260V, 50 Hz
CRI: > 70
CCT: 3000K and 6500K
Beam Angle: 120°
Lifetime: 30000 hours
LED Type: SMD (Edison)
Material: Aluminium
Surface Finish: Matt White
Warranty: 1 Year



MERIDIAN

Model No: KSMLD
Watt Range: 3W, 5W, 7W, 12W, 18W, 24W
Lumens: 90 lumens / watt
Power Factor: > 0.9
Input Voltage: AC 90V - 260V, 50 Hz
CRI: > 70
Colours: CD, WW, Red, Blue, Green, Pink
Beam Angle: 120°
Lifetime: 30000 hours
LED Type: SMD (Edison)
Material: Aluminium
Surface Finish: Matt White
Warranty: 1 Year



RADIANT

Model No: KSMLD
Watt Range: 9W
Lumens: 90 lumens / watt
Power Factor: > 0.9
Input Voltage: AC 90V - 260V, 50 Hz
CRI: > 70
CCT: 6500K
Side Colours: CD, Red, Blue, Green, Pink, Purple
Beam Angle: 140°
Lifetime: 30000 hours
LED Type: SMD (Edison)
Material: Aluminium
Surface Finish: Matt White
Warranty: 1 Year

Available Colour :

Highlights

- > Low Power Consumption
- > Ultra Sleek Design
- > Super Elegant



Easy Installation



High Lumen Output



Eco-friendly



BIS Approved



Highlights

- > Mirror Reflector
- > Ultra Sleek Design
- > Super Elegant



Easy Installation



High Lumen Output



No UV Radiation



BIS Approved



FLORA

Model No: KCRLD
Watt Range: 5W, 10W, 15W, 20W, 30W
Lumens: 90 lumens / watt
Power Factor: > 0.9
Input Voltage: AC 85V - 265V, 50 Hz
CRI: > 70
CCT: 3000K, 4500K, 6500K
Beam Angle: 45°
Lifetime: 30000 hours
LED Type: COB (Bridgelux)
Material: Aluminium Die-cast
Surface Finish: Matt White
Warranty: 2 Years



FLARE

Model No: KDCLD
Watt Range: 1W, 2W, 3W
Lumens: 90 lumens / watt
Power Factor: > 0.9
Input Voltage: AC 90V - 260V, 50 Hz
CRI: > 70
Colours: <input type="radio"/> <input type="radio"/> <input type="radio"/> <input type="radio"/> <input type="radio"/> <input type="radio"/> <input type="radio"/>
Beam Angle: 45°
Lifetime: 30000 hours
LED Type: COB (Bridgelux)
Material: Aluminium
Surface Finish: Matt White
Warranty: 2 Years

VERDURE

Model No: KDCLD
Watt Range: 5W, 10W, 15W, 20W, 30W
Lumens: 90 lumens / watt
Power Factor: > 0.9
Input Voltage: AC 85V - 265V, 50 Hz
CRI: > 70
CCT: 3000K, 4500K, 6500K
Beam Angle: 45°
Lifetime: 30000 hours
LED Type: COB (Bridgelux)
Material: Aluminium Die-cast
Surface Finish: Matt
Warranty: 2 Years



LED FLAT PANEL LIGHT



GRACILE

Model No: KFLLP
Watt Range: 40W
Lumens: 90 lumens / watt
Power Factor: > 0.9
Input Voltage: AC 85V - 265V, 50 Hz
CRI: > 80
CCT: 6500K
Beam Angle: 120°
Lifetime: 30000 hours
LED Type: SMD (Edison)
Surface Finish: White
Material: Aluminium Alloy
Size: 600mm x 600mm
Warranty: 2 Years

Highlights

- > Surface Panel Also Available
- > Die-cast Panel Light
- > Ultra Sleek Design
- > Super Elegant



Easy Installation



High Lumen Output



Eco-friendly



BIS Approved



ORBIT

Model No: KTRLD
Watt Range: 6W, 9W, 10W, 20W, 30W
Lumens: 90 lumens / watt
Power Factor: > 0.9
Input Voltage: AC 180V - 240V, 50 Hz
CRI: > 80
CCT: 3000K, 6000K
Beam Angle: 45°
Lifetime: 30000 hours
LED Type: COB (Bridgelux)
Material: Aluminium Die-cast
Surface Finish: White and Black
Warranty: 2 Years



Highlights

- > Easy Installation
- > High Lumen Output
- > Elegant Look



Works on
Three-way
Track



Accurate
Beam Angle



Eco-friendly



BIANKA

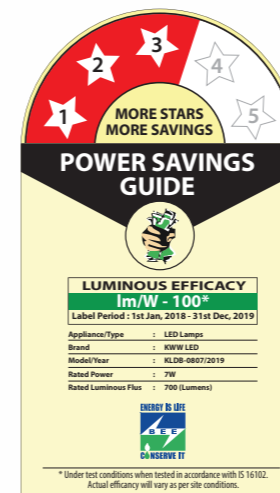
Model No: KLDB
Watt Range: 3W, 5W, 7W, 9W, 12W, 15W, 18W
Lumens: 100 lumens / watt
Power Factor: > 0.9
Input Voltage: AC 100V - 300V, 50 Hz
CRI: > 80
CCT: 3000K, 4500K, 6500K
Beam Angle: 180°
Lifetime: 25000 hours
Base: B22 & E27
Operating Temperature: -20° C to +50° C
Material: Polycarbonate & Aluminium
Warranty: 1 Years

Highlights

- > High Power Factor
- > Easy Installation
- > No UV Radiation

BIANKA

Model No: KLDB
Watt Range: 25W, 35W, 45W
Lumens: 100 lumens / watt
Power Factor: > 0.9
Input Voltage: AC 100V - 300V, 50 Hz
CRI: > 80
CCT: 3000K, 4500K, 6500K
Beam Angle: 220°, 270°
Lifetime: 25000 hours
Base: B22 & E27
Operating Temperature: -20° C to +50° C
Material: Polycarbonate & Aluminium
Warranty: 1 Years



Wide Operating Voltage



High Lumen Output



BIS Approved






LED Bulbs in general while emitting bright light outside, often face complain of leaving behind big shadows of their own. Apart from its exceptional brightness, energy efficiency and long life, KWW LED Bulbs innovative design solves this problem easily. The exquisite workmanship takes care of this problem leaving virtually no shadow behind. Thus with KWW LED Bulb every corner gets flooded with bright light.

ORCHID

Model No: KLCB
Watt Range: 0.5W, 3W, 7W
Lumens: 90 lumens / watt
Power Factor: > 0.9
Input Voltage: AC 220V, 50 Hz
Colours : ●●●●○
Beam Angle : 270°
Lifetime: 25000 hours
Base: B22
Material: Polycarbonate
Operating Temperature: -20°C to +50° C
Warranty: 1 Year



BIANKA

Model No: KLTB
Watt Range: 3W
Lumens: 100 lumens / watt
Power Factor: > 0.9
Input Voltage: AC 90V - 260V, 50 Hz
CRI: > 80
CCT: 3000K, 6500K
Beam Angle : 120°
Base: E14
Operating Temperature: -20°C to +50° C
Material: Polycarbonate
Warranty: 1 Years



FIBRIL

Model No: KLFB
Watt Range: C35 (4&6W), A60 (4&6W), ST64 (6W)
Lumens: 90 lumens / watt
Power Factor: > 0.5
Input Voltage: AC 100V - 240V, 50 Hz
CCT: 2700K
Lifetime: 25000 hours
Base: B22, E27, E14
Operating Temperature: -20°C to +50° C
Material: Glass (clear and amber)
Warranty: 1 Year



Wide Operating Voltage



High Lumen Output



Eco-friendly

Highlights

- > High Power Factor
- > Easy Installation
- > No UV Radiation



Easy Installation



High Lumen Output



Eco-friendly

Highlights

- > Good Power Backup
- > Wide Operating Voltage
- > No UV Radiation



LED BULB



TWAIN

Model No: KLLF
Watt Range: 9W
Lumens: 90 lumens / watt
Power Factor: > 0.9
Input Voltage: AC 90V - 260V, 50 Hz
CRI: > 80
CCT: 6500K
Beam Angle : 120°
Base: B22 & E27
Operating Temperature: -20°C to +50° C
Charging Time: 6 -8 hours
Emergency Back Up: Upto 4 hours
Material: Polycarbonate & Aluminium
Warranty: 1 Year



TWIX

Model No: KLTB
Watt Range: 10W
Lumens: 100 lumens / watt
Power Factor: > 0.9
Input Voltage: AC 100V - 300V, 50 Hz
CRI: > 80
CCT: 3000K, 4500K, 6500K
Beam Angle : 120°
Lifetime: 25000 hours
Base: B22 & E27
Operating Temperature: -20°C to +50°C
Material: Polycarbonate & Aluminium
Warranty: 1 Year

The degree of visibility, as usual, was the only selection criterion for the traditional fluorescent tube lights for so long. However, 50 years of domination of these lights is ultimately being challenged by the KWW LED Tube Lights. These are not just replacements for the traditional fluorescent tube lights but these create truly spiritual ambience that adds to the satisfaction of the consumers.



EMERALD

Model No	KWW-T8-GL	KWW-T8-AL
Watt Range	18W	22W
Lumens	80 lumens / watt	100 lumens / watt
Power Factor:	> 0.9	> 0.9
Input Voltage	AC 100V - 240V, 50 Hz	AC 100V - 240V, 50 Hz
CRI	> 75	>75
CCT	3000K	3000K, 6500K
Beam Angle	280°	170°
Lifetime	30000 hours	30000 hours
Material	Glass	Aluminium
Size	1200mm	1200mm
Warranty	1 Years	1 Years

EMERALD

Model No: KWW-T8
Watt Range: 20W, 40W
Lumens: 100 lumens / watt
Power Factor: > 0.9
Input Voltage: AC 100V - 300V, 50 Hz
CRI: > 75
CCT: 3000K, 6500K
Beam Angle: 120°
Lifetime: 30000 hours
Material: Aluminium
Size: 600mm, 1200mm
Warranty: 1 Years

Highlights

- > High Power Factor
- > Ultra Sleek Design
- > Super Elegant



Low Power Consumption



Wide Operating Voltage



Heavy Duty Tube



TWAIN

Model No: KLEB-T5
Watt Range: 10W
Lumens: 100 lumens / watt
Power Factor: > 0.9
Input Voltage: AC 100V - 240V, 50 Hz
CRI: > 80
CCT: 3000K, 6500K
Beam Angle: 280°
Lifetime: 30000 hours
Material: Aluminium, Polycarbonate
Size: 400MM
Warranty: 1 year

Highlights

- > Variety of Colours
- > Ultra Sleek Design
- > Super Elegant



BIS
Approved



Wide
Operating
Voltage



Heavy
Duty Tube

EMERALD

Model No: KWW-T5
Watt Range: 6W, 10W, 16W, 20W, 24W
Lumens: 100 lumens / watt
Power Factor: > 0.9
Input Voltage: AC 100V - 300V, 50 Hz
CRI: > 75
Colours: CD, WW, Red, Green, Blue
Beam Angle: 120°
Lifetime: 30000 hours
Material: Aluminium, Polycarbonate
Size: 300mm, 600mm, 900mm, 1200mm
Warranty: 1 Years



BLOOM

Model No: KWW-PLL
Watt Range: 18W
Lumens: 100 lumens / watt
Power Factor: > 0.9
Input Voltage: AC 100V - 240V, 50 Hz
CRI: > 80
CCT: 3000K, 6500K
Beam Angle: 280°
Lifetime: 30000 hours
Material: Aluminium, Polycarbonate
Size: 400MM
Warranty: 1 year



Gone are those days when the whims of nature controlled the illumination of flood lights. Fragile filaments and bulbs used to break frequently keeping vast areas in the dark. KWW LED has brought the ultimate solid state technology that replaced all fragile components and made the industrial lights truly robust which can withstand extreme weather and many other abnormalities, at ease. With huge savings in energy, KWW LED Industrial Lights are virtually maintenance free and ensure brightest light required to improve productivity and safety.

CRIMSON

Model No: KLF
Watt Range: 10W, 20W, 30W, 50W, 100W, 150W, 200W, 250W, 300W
Lumens: 100 lumens / watt
Power Factor: > 0.9
Input Voltage: AC 85V - 265V, 50 Hz
CRI: >70
CCT: 3000K, 6500K
Beam Angle: 120°
LED Type: SMD (Edison)
Material: Aluminium and Glass
IP Grade: IP-65
Operating Temperature: -20° C to +50° C
Surface Colour: White/Black
Warranty: 2 Years



CRIMSON

Model No: KLF
Watt Range: 50W, 100W
Lumens: 90 lumens / watt
Power Factor: > 0.9
Input Voltage: AC 110V - 265V, 50 Hz
CRI: > 70
Colour : Green, Blue
Beam Angle: 120°
LED Type: SMD (Edison)
Material: Aluminium & Glass
IP Grade: IP-65
Operating Temperature: -20° C to +50° C
Surface Colour: Grey
Warranty: 2 Years



Highlights

- > Die-cast Aluminium Body
- > Ultra Sleek Design
- > Super Elegant



Easy Installation



High Lumen Output



Eco-friendly



BIS Approved



CAMBRIDGE

Model No: KLLS
Watt Range: 12W, 20W, 24W, 30W, 50W, 80W, 100W, 150W
Lumens: 90 lumens / watt
Power Factor: > 0.9
Input Voltage: AC 110V - 265V, 50 Hz
CRI: > 70
CCT: 3000K and 6500K
Beam Angle: 120°
LED Type: COB & SMD (Edison)
Material: Aluminium & Glass
IP Grade: IP-65
Operating Temperature: -20° C to +50° C
Warranty: 2 Years



CAMELLIA

Model No: KLBH
Watt Range: 50W, 100W, 150W, 200W
Lumens: 90 lumens / watt
Power Factor: > 0.9
Input Voltage: AC 110V – 265V, 50 Hz
CRI: > 70
CCT: 6500K
Beam Angle: 60° / 120°
LED Type: COB/SMD (Edison)
Material: Aluminium
IP Grade: IP-22
Operating Temperature: -20° C to +50° C
Warranty: 2 Years



Highlights

- > Dia-cast Aluminium Body
- > Ultra Sleek Design
- > Super Elegant



Low Power Consumption



Wide Operating Voltage



Eco-friendly



BIS Approved

Good weather is always around the corner, so now is the time to consider what you can do in the garden and get ready for barbecues, parties and get-togethers that go on long after the sun's gone down. One of the key elements of garden design is outdoor lighting.

Cosy and essential outdoor lighting helps you to make the most of your garden, but where and what should you illuminate?

Take a look at super stylish KWW LED outdoor wall and Garden Lights which can withstand extreme weather conditions and make your outdoor areas glow at night.



KLLW 18010



KLLG 18007 KLLW 18005-B KLLW 18007-A KLLW 18007-B KLLW 18009-A KLLW 18009-B
 KLLW 18012 KLLW 18014-A KLLW 18014-B KLLW 18014-C KLLW 18015

TENDRIL

Model No: KLLW, KLLG
Watt Range: 7W, 9W, 10W, 12W, 14W, 15W
Lumen: 90 lumens / watt
Power Factor: > 0.9
Input Voltage: AC 85V-265V, 50 Hz
CRI: > 75
CCT: 3000K, 6500K
IP Grade: IP 65
Operating Temperature: -20° C to +50° C
Lifetime: 25000 hours
Material: Aluminum & Acrylic
Warranty: 1 year



Model No.	Watt	Body Colour	CCT
KLLW-18005-B	5W	Silver, Grey, Black	3000K, 6500K
KLLW-18007-A	7W	Silver, Bronze, Black	3000K, 6500K
KLLW-18007-B	7W	Silver, Bronze, Black	3000K, 6500K
KLLW-18009-A	9W	Bronze, Black	3000K, 6500K
KLLW-18009-B	9W	Bronze, Black	3000K, 6500K
KLLW-18010	10W	Grey, Black	3000K, 6500K
KLLW-18012	12W	Black	3000K
KLLW-18014-A	14W	Silver, Bronze, Black	3000K, 6500K
KLLW-18014-B	14W	Silver, Bronze, Black	3000K, 6500K
KLLW-18014-C	14W	Silver	3000K
KLLW-18015	15W	White	6500K
KLLG-18007	7W	Grey, Black	3000K, 6500K

Highlights

- > Various Designs
- > Robust Housing
- > Super Elegant




Easy Installation



High Lumen Output



Eco-friendly



LED STRIP LIGHT

CAMBRIDGE

Model No: KLSLS, KWPLS
Watt Range: 6W, 24W, 48W, 72W
Lumens: 80 lumens / watt
Power Factor: > 0.9
Input Voltage: AC 110V - 265V, 50 Hz
Operating Temperature: -20°C to +50°C
IP Grade: IP-65, IP- 44, IP-20
Warranty: 1 Year
Colours : ● ○ ● ● ● ●

KWW LED Strip Lights can create magical atmosphere. These lights can change the ambience of a place at ease. With extreme design-flexibility, bright KWW LED Strip Lights provide great lighting options to different positions as well as locations where illumination is required. Strip Lights can be used to light up even the rounded surface, where KWW LED Strip Lights can be installed with great ease. These Strip Lights are safe to use as these generate very small amount of heat and thus can be placed safely even within the reach of children.



Easy Installation



High Lumen Output



Eco-friendly



LED SPIKE LIGHTS

Once a fuss-free installation is complete these spike lights will stand stylishly proud helping to illuminate your courtyard, lawn or floral arrangement. Spike Lights offer two purposes; they can act as a practical solution to dark nights as well as create an ambience for special areas that you wish to highlight.

The sharp and rigid spiked base of KWW LED spike light will leave them firmly lodged in the ground. The weatherproof and non-corrosive materials also allows the lights to cope with any unwelcome showers. KWW LED spike lights are really a tough nut to crack, its longevity is not in question and it's a great contender for one of our most resistance spike lights available.



Model No: KLOS
Watt Range: 5W, 10W
Lumen: 90 lumens / watt
Power Factor: > 0.9
Input Voltage: AC 85V-265V, 50 Hz
CRI: > 75
Colours : WW, Green, Blue
IP Grade: IP 65
Operating Temperature: -20° C to +50° C
Lifetime: 30000 hours
Material: Aluminum & Acrylic
Warranty: 1 year

Particulars	Model No.
Spike Light	KLOS-18005 KLOS-18010





KINETIC

Model No: KEB-TL
Watt Range: 36W
Input Voltage: AC 100V - 270V, 50/60 Hz
Operating Temperature: -20° C to +50° C
Warranty: 1 Year



BLOSSOM

Model No: KLDR
Watt Range: 3W-5W, 6W-11W, 12W-18W, 19W-24W
Power Factor: > 0.9
Input Voltage: AC 85V - 265V, 50/60 Hz
Operating Temperature: -20° C to +50° C
Warranty: 1 Year
BIS Approved

CUT-OUT CHART

Sl. No	Product	Wattage	Model No.	Size (mm)	Cut-out (mm)
1	LED Panel Light (Recess Round and Square)	3W	KRRLP-0103/ KRSLP-0203	85	60
		6W	KRRLP-0106/ KRSLP-0206	120	100
		9W	KRRLP-0109/ KRSLP-0209	146	126
		12W	KRRLP-0112/ KRSLP-0212	175	150
		15W	KRRLP-0115/ KRSLP-0215	175	150
		18W	KRRLP-0118/ KRSLP-0218	225	205
2	LED Panel Light - 2 in 1 (Recess Round and Square)	24W	KRRLP-0124/ KRSLP-0224	300	280
		5W	KDRRLP-2105/ KDRSLP-2205	100	70
		8W	KDRRLP-2108/ KDRSLP-2208	150	110
3	LED Panel Light 3 in 1 (Recess Round and Square)	15W	KDRRLP-2115/ KDRSLP-2215	202	160
		6W	KRRLP-2806/ KRSLP-2906	120	100
4	LED Panel Light - Adjustable (Recess Round and Square)	12W	KRRLP-2812/ KRSLP-2912	175	150
		12w	KFRRLP-3412/KFRSLP-3512	120	70-100
5	LED Flat Panel Light (Square)	18w	KFRRLP-3418/KFRSLP-3518	170	50-150
		24w	KFRRLP-3424/KFRSLP-3524	225	75-200
		40W	KFLLP-0340	600 x 600	595 x 595
6	LED SMD Down Light (Junction)	36W	KDTLP-0336	600 x 600	590 x 590
		36W	KMDLP-0336	600 x 600	590 x 590
		3W	KSMLD-1003	70	35
		5W	KSMLD-1005	75	50
7	LED Down Light (Concealed)	7W	KSMLD-1007	85	45
		12W	KSMLD-1012	130/145	40-100/125
		18W	KSMLD-1018	220	200
		24W	KSMLD-1024	220	200
		7W	KPCLD-3707	110	70
8	LED Down Light (Detachable)	9W	KDRDL-3309	110	75
9	LED Down Light (ECO)	3W	KZDL-2503	85	70
		6w	KZDL-2506	120	100
		9W	KZDL-2509	145	120
		12W	KZDL-2512	170	140
		18W	KZDL-2518	225	200
10	LED Spot Light	1W	KDCLD-2001	32	25
		2W	KDCLD-2002	38	30
		3W	KDCLD-2003	49	35
11	LED COB Down Light (Round- Rimless)	5W	KDCLD-2005	82	77
		10W	KDCLD-2010	82	77
		15W	KDCLD-2015	110	105
		20W	KDCLD-2020	140	135
		30W	KDCLD-2030	168	163
		5w	KCRLD-0605	70	55
12	LED COB Down Light (Round)	10W	KCRLD-0610	96	85
		15W	KCRLD-0615	140	115
		16W	KCSLD-0716	110	90
		20W	KCRLD-0620	170	145
		30W	KCRLD-0630	225	195